



The Use of PPE on Fishing Vessels

Margaret Leong

IPC Advisor

SPC

Session Objectives



PHD
Public Health Division



Pacific
Community
Communauté
du Pacifique

Understand the
requirements of PPE

What PPE to Wear and
When

Safety measures when
wearing PPE

PPE Carried on Board

- Disposable gloves
- Long-sleeved gown or apron
- Surgical masks (also known as medical masks)
- Goggles/safety glasses or face shields
- Cleaning gloves (only for cleaning)
- Fabric Masks- all crew and visitors



2. Mask or respirator



MASK and GLOVES

- Boarding inspectors wear PPE [mask and gloves] as a minimum.
- When travelling from home to embarkation
 - Wear PPE as instructed, and ensure proper disposal after disembarking
- When undertaking onshore repair/maintenance
- When reprovisioning



Protect yourself from COVID-19

#MASKUP
NOT LIKE THIS



LIKE THIS



For more information please visit
www.moh.gov.fj or call toll free 158



PHD
Public Health Division



Pacific
Community
Communauté
du Pacifique

Do's and Don'ts's of Mask Use

- Hand hygiene before putting on
- Check for holes; **do not use damaged mask**
- Do not touch while wearing;
- Do not leave masks dangling around the neck
- Do not re-use single-use mask.
- Do not remove the mask to speak.

Removal of Masks

- Replace the mask as soon as it becomes damp /moist
- To Remove the mask
 - Do not touch the front of the mask.
 - Remove mask from behind and lifts away from face and discards immediately in a bin.
 - Perform hand hygiene





Do's and Don'ts of Glove Use

- Gloves should always be inspected before use to check they are intact
- Wear disposable gloves at all times when cleaning.
- Avoid contact of gloved hands with the face
- Limit opportunities for “touch contamination” - protect yourself, others, and the environment
- **Hand hygiene before putting on and after removal of gloves**

PPE-SUSPECTED CASE OF COVID-19



Long sleeved gown with cuffs



Mask or Respirator



Goggles or Eye Shield

Prescription glasses will NOT protect you!



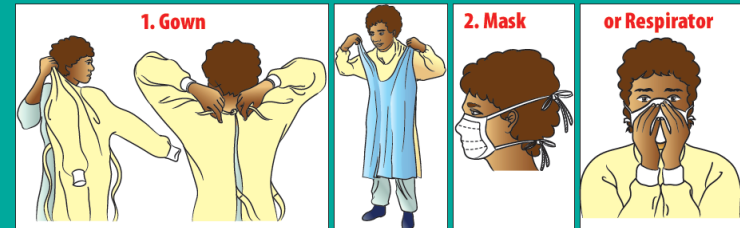
Gloves

Must provide a secure fit over the cuff of the gown

Sequence for putting on personal protective equipment (PPE)

Gather all PPE supplies, check correct size for fit.
Remove all personal items (jewellery, watches, wedding ring, cell/mobile phone)
Ensure you have a Supervisor/buddy or mirror

Perform hand hygiene using soap and water (40-60 seconds) or alcohol based hand rub (20-30 seconds)

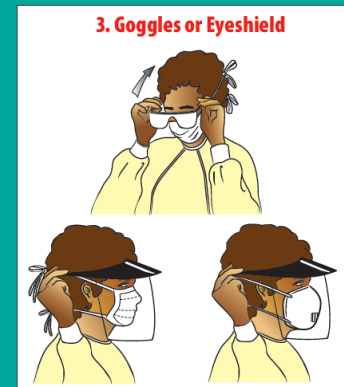


- Long sleeves down to wrist
- Length of gown to knees
- Ties at back of neck and waist

- Put on apron if necessary

- a. If wearing a medical mask
i. Place mask over nose and mouth and below chin

- b. If wearing a respirator mask for aerosol generating procedure
i. Place mask over nose and mouth
ii. Pull elastic bands over head – upper band above ear line, lower band below ear line
iii. Fit check by moulding nose strip over bridge of nose with finger tips of both hands to get a snug fit



- Put on goggles or eyeshield



- Put gloves on
- Pull over wrist of isolation gown

Safety precautions

- PPE needs to be the appropriate size for the person
- Avoid adjusting PPE once you enter isolation area
- Avoid touching your face
- Minimise contact with environmental surfaces



Developed based upon infection control guidance from the World Health Organization.



Full PPE

- Collection of all dirty laundry
- Cleaning and disinfection
- Collection of waste





Sequence for removing Personal Protective Equipment (PPE)

IMPORTANT

Remove PPE at doorway or in anteroom
Remove mask after leaving isolation room and closing door



Remove glove



Perform hand hygiene

Alcohol based handrub
Rub hands for 20–30 seconds
or water and soap
Wash hands for 40–60 seconds

If wearing
apron

Remove apron:

- If disposable, lean forward and tear off apron from the neck and roll it forward without touching the front area of the apron
- If reusable, untie from the waist and lift off apron from the neck away from the body



Perform hand hygiene

Alcohol based handrub
Rub hands for 20–30 seconds
or water and soap
Wash hands for 40–60 seconds



Remove gown



Perform hand hygiene

Alcohol based handrub
Rub hands for 20–30 seconds
or water and soap
Wash hands for 40–60 seconds



Remove eye shields or eye goggles

Remove reusable eye protection from behind the head and place in a container for cleaning before reuse, dispose single use face shield in a bin



Remove surgical or respirator mask

Remove mask from behind and lift away from face
Discard in waste bin
Do not touch the front of mask



Grasp the top tape and then bottom tape from behind with your hands
Lift carefully over head and remove
Do not touch the front of mask



Perform hand hygiene

Alcohol based handrub
Rub hands for 20–30 seconds
or water and soap
Wash hands for 40–60 seconds

Gloves

Remove Gloves (without touching your skin)

Hand hygiene

Hand Hygiene

Apron

Remove Apron (if required)

Hand hygiene

Hand Hygiene

Gown

Remove Long sleeved gown

Hand hygiene

Hand Hygiene

Goggles

Remove goggles or eye shield

Mask

Remove mask

Hand hygiene

Hand Hygiene



PHD
Public Health Division



Pacific
Community
Communauté
du Pacifique

Fabric Mask – All Well Crew

- Wash fabric masks in soap or detergent and hot water (at least 60° Centigrade/140° Fahrenheit)
- If no hot water, wash the mask in soap/detergent and room temperature water, followed by boiling the mask for 1 minute
- Dry in sunlight

HAND HYGIENE






Reference List

- COVID-19 Operating Protocols for the Fishing Sector in the Pacific Minimising the risk of transmitting COVID-19 in the fisheries sector at sea and in ports in the Pacific;
<https://www.wcpfc.int/doc/circ-202097/ffa-covid-19-operating-protocols-fishing-sector-pacific-minimising-risk-transmitting>
- Hirose et. al. Clinical Infectious Diseases, Survival of SARS-CoV-2 on Human Skin October 2020
<https://www.ncbi.nlm.nih.gov/pmc/articles/PMC7665347/>
- International Chamber of Shipping, Coronavirus (COVID-19) Guidance for Ship Operators for the Protection of the Health of Seafarers; Version 3.0 – 29 September 2020 <https://www.ics-shipping.org/wp-content/uploads/2020/11/covid19-guidance-for-ship-operators-for-the-protection-of-the-health-of-seafarers-v3-min.pdf>
- World Health Organization, Promoting public health measures in response to COVID-19 on cargo ships and fishing vessels; August 2020 https://www.who.int/publications/i/item/WHO-2019-nCoV-Non-passenger_ships-2020.1
- World Health Organization, Cleaning and disinfection of environmental surfaces in the context of COVID-19; May 2020 <https://www.who.int/publications/i/item/cleaning-and-disinfection-of-environmental-surfaces-inthe-context-of-covid-19>



Please fill in the survey

 Start presenting to display the poll results on this slide.