



Pacific  
Community  
Communauté  
du Pacifique

# Pacific Tuna Tagging Program





Pacific  
Community  
Communauté  
du Pacifique

- Conventional dart tags
- Archival or electronic tags
- Satellite tags

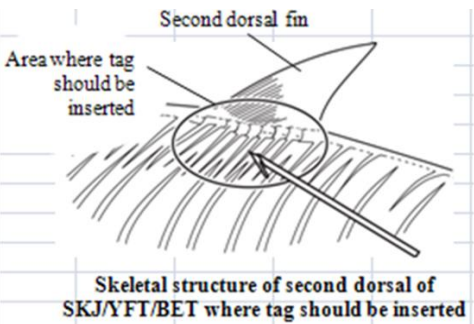
# Tags

What are the different type of tags ?





# Conventional tags



Inserted behind  
the second  
dorsal fin





# Conventional dart tags

3 colors / plastic head / unique serial number for each tag

## yellow

- Only 1 Tag inserted behind the second dorsal fin



## White

- Only 1 tag inserted behind the second dorsal fin
  - The fish was injected Strontium Chloride



# Conventional dart tags

4 colors / plastic head / unique serial number for each tag

## Red-Orange

- There is also another tag
  - An electronic tag is inside the belly of the fish



## Green

- There is also another tag
  - A Sonic tag is inside the belly of the fish







# Archival tags

Or Electronic tag

Surgically inserted in the belly

Records:

- Time
- Light intensity
- Water temperature
- Internal temperature






# White tags

Srortium Chloride

## Stain the otoliths - Ear stones

- Used for age validation






# Pop-up satellite tags

Tag float back to surface

- Externally inserted using special anchor
- Release is programmed for time and/or depth limits

A vertical diagram showing the components of a pop-up satellite tag. At the top is a black cylindrical device. Below it is a transparent section containing a release mechanism. At the bottom is a small, dark, conical anchor. A blue arrow points from the text "Release mechanism" to the transparent section, and another blue arrow points from the text "Anchor around which muscle builds" to the anchor.

Release mechanism

Anchor around which muscle builds







# Recovery Procedures

What to do if you or a fishermen find a tag ?





# Tag Recovery Situations

When a tag is reported

## During fishing time

- Exaxt date and time of the set

## During Well transfer / Transhipment/ Unloading

- Well Number (PS)
- Verify how many sets
- Report an area of catch
- Name of the carrier



## The crew gives you a tag

- Estimation is better than nothing !
- Ask as many questions as possible







- Place the fish aside
- Measure the fish
- Take a picture of the fish
- If orange/white tag:  
leave the tag in the fish and  
freeze the fish
- Fill a tag recovery form
- Contact SPC immediately



# Procedures

Observer or Tag finder



- Date found
- Tag Number
- Date and position of catch
- If found in well: Note Well #
- Catcher vessel name
- Finder name + contact details



# Procedures

Fill the tag recovery form



Depending on Tag color

# Reward

For each tag reported



For Tag Finder



For Observer



Contact SPC

